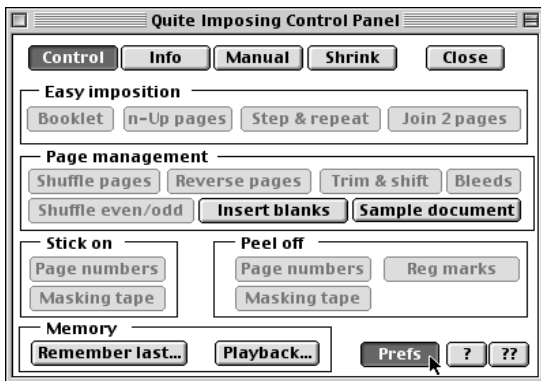


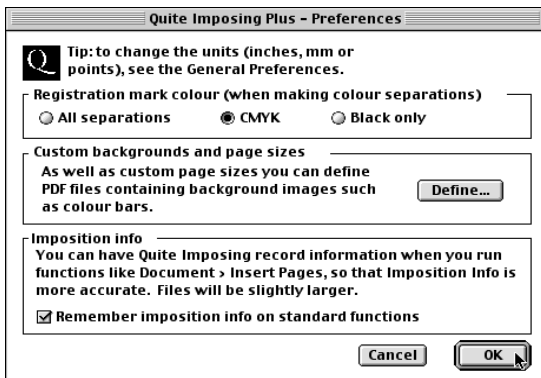
Form fields and Annotations



- 1) Open your PDF Document

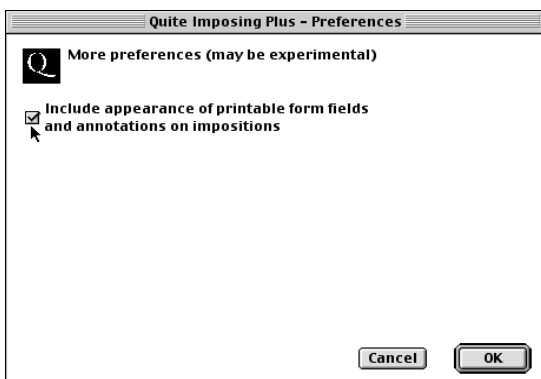
In this Example I have a document in which the Text added as annotations and form fields is not shown after being imposed by default.

- 2) To access Quite Imposing Plus, simply select **Plug-Ins** and then **Quite Imposing Plus** from Acrobat's Menu bar. Alternately, selecting **Plug-Ins** from the Menu bar then **Quite Imposing Plus** **Imposition control panel** as shown here.



- 3) Click **Prefs** button
A dialog box will appear
- 4) Hold down the **Shift Key** and Click the **OK** button
A dialog box appears
- 5) Check "**Include appearance of printable forms fields and annotations on impositions**"
- 6) Click **OK** button

You can now Print or Save your document.



Final Note: If you need any help on setting up your particular signature. Please review our on-line help manual or contact us at help@quite.com

We will be happy to assist you.

– Quite Software Technical Support Team
www.quite.com