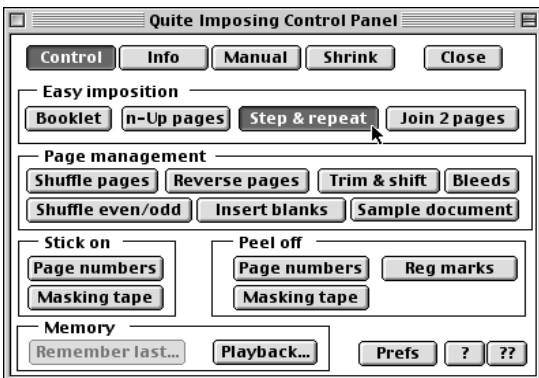


STEP AND REPEAT...



- 1) Open your PDF Document

In this Example I have opened an 8.5" x 11" document which I would like to Step and Repeat (2up) on the same sheet. Final output to be printed on an 11" x 17" sheet and then cut.

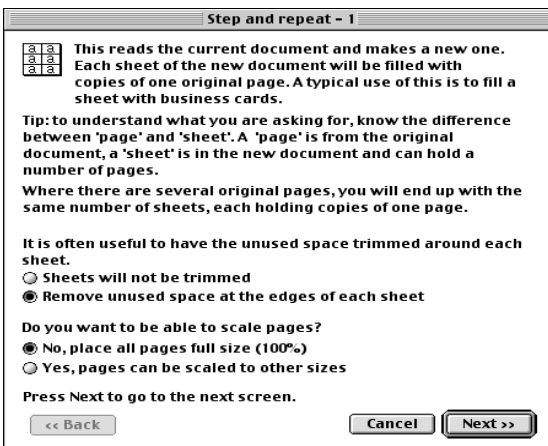
- 2) To access Quite Imposing Plus, simply select **► Plug-Ins** and then **► Quite Imposing Plus** from Acrobat's Menu bar. Alternately, selecting **► Plug-Ins** from the Menu bar then **► Quite Imposing Plus ► Imposition control panel** as shown here.

- 3) Click **Step and Repeat** button. *A dialog box will appear.*

Note: In this dialog we will ask you a series of questions and give you options that will work best for the particular job you are running.

In this Example I have selected

- Remove unused space at the edge of each sheet
- No, Place all pages full size (100%)



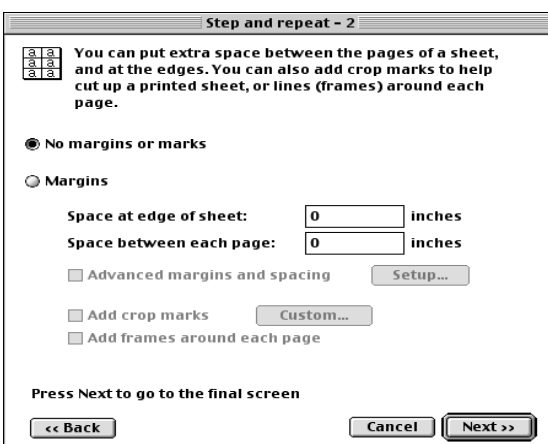
- 4) Click **Next >>** button to continue *A dialog box will appear.*

- 5) This Dialog box allows you to select **Margins** and **Crop Marks**, if needed.

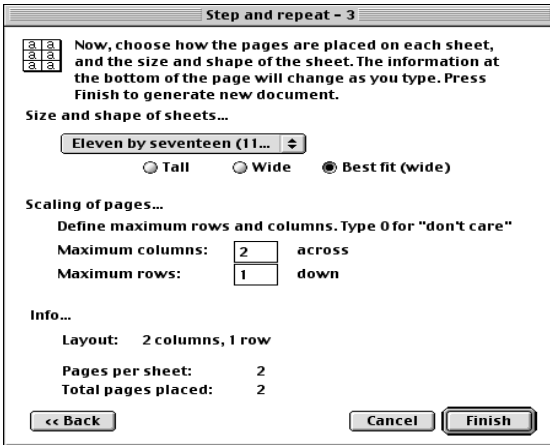
In this Example I have selected

- No Margins or Marks

- 6) Click **Next >>** button to continue *A dialog box will appear.*



STEP AND REPEAT... Continued



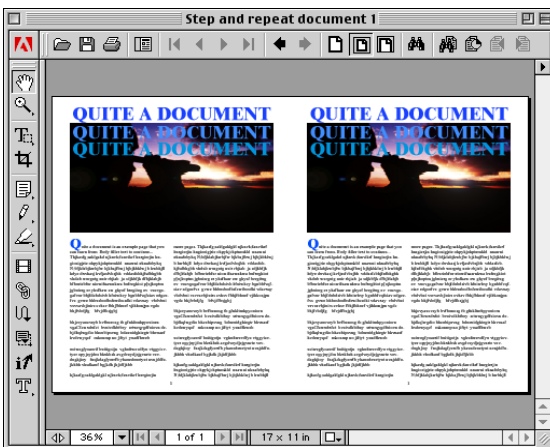
- 7) This Dialog box allows you to select **How Pages are Placed on Each Sheet**, and the **Size and Shape of the Sheet**.

In this Example I have selected

- Eleven by seventeen (11" x 17")
- Best Fit (wide) and let the software figure out placement.
- Scaling of pages...

You could put "0"s and the software will still give you 2 pages per sheet. However, I wanted to show actually placing the number of pages 2 across and 1 down.

Note: You can change this placement later if it's not exactly what you need. Under Info... we show you how many pages per sheet and total pages placed.



- 8) Click the **Finished** button

Note: You can now see the finished piece.

- 9) You can now Print or Save your document.

Final Note: If you need any help on setting up your particular signature. Please review our on-line help manual or contact us at help@quite.com

We will be happy to assist you.

– Quite Software Technical Support Team
www.quite.com