

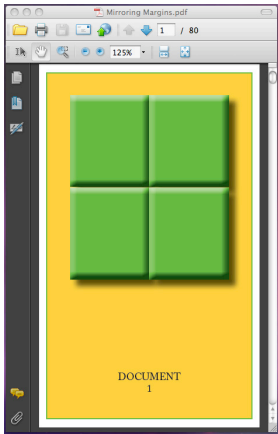
# QUITE SOFTWARE

## TECHNICAL SUPPORT

Innovative PDF Solutions

3

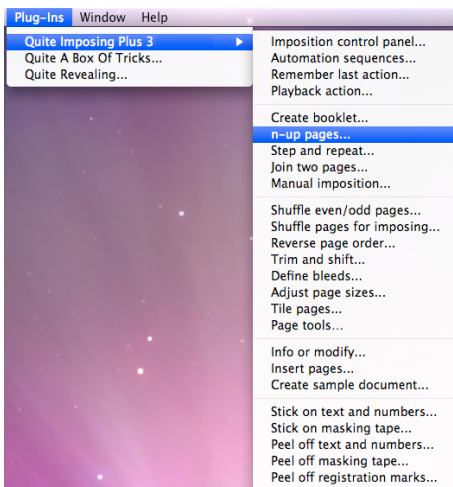
## MIRROR ALIGNMENT FRONT/BACK...



- 1) Open up your PDF document

In this Example, I have opened up a 80 page PDF document and I would like to have a margin that I can Mirror or back-up if I'm Duplexing or printing in such a way that I need them to back-up pages.

*Note: I'm Using **NEW Features in Quite Imposing Plus 3.0** to do this Job. Earlier versions could not Mirror in this way or be able to save all these steps in Automation Sequences.*



- 2) To access Quite Imposing Plus, simply Select >**Plug-ins** and then >**Quite Imposing Plus** from Acrobat's **Menu bar**. Alternately, selecting >**Plug-ins** from the **Menu bar** and then >**Quite Imposing Plus** >**Imposition Control Panel**.

- 3) Click or Select **n-up pages...** button  
*A dialog box will appear.*

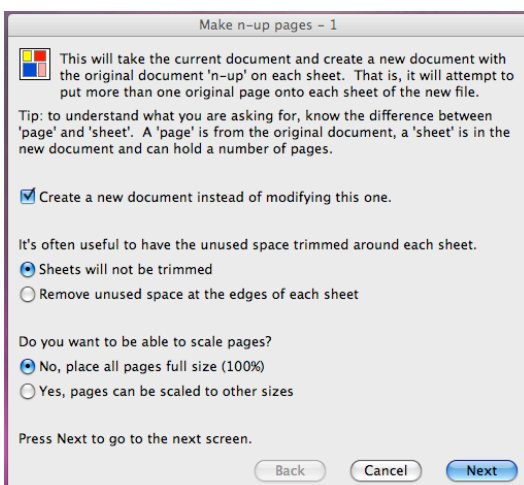
*Note: In this dialog we will ask you a series of questions and give yo options that will work best for the particular job you are running.*

- 4) Check **Create a new document instead of modifying this one**.

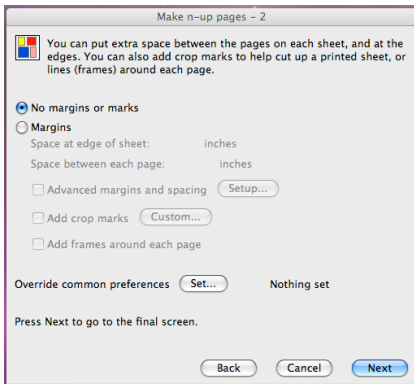
I've also selected:

- **Sheet will not be trimmed**
- **No, place all pages full size (100%)**

Click **Next Button**



## MIRROR ALIGNMENT FRONT/BACK... Continued



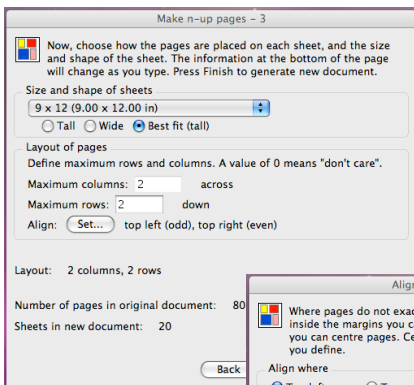
- 5) In this Dialog you can either choose to Add Margins or Marks or not.

I've Selected:

- **No margins or marks**

Click **Next** button

*Note: You can also use Advanced margins And spacing to access Mirroring feature. In This particular tech sheet, I'm showing you through how to access it at the n-up pages... level.*



- 6) In this dialog box I've Selected:

**Size and shape of sheets**

In the pop-up I've selected 9" x 12" so I can show Mirroring your PDF on a larger sheet.

- **Best fit (tall)**

Max columns: 2 across

Max rows: 2 down


Click **Align**: Click **Set...** button and select the mirroring setup you want. I've selected:

- **Top Left**

Check **Mirror left to right on Even-numbered sheets**

Click **OK** button

*Note: You can see all back page margins Mirror the Front pages of your PDF.*



*If you have questions we will be happy to assist you at [help@quite.com](mailto:help@quite.com).*

– Quite Software Technical Support Team  
[www.quite.com](http://www.quite.com)



